

Bundaberg CBD Revitalisation Streetscape Furniture Look And Feel Survey Key Learnings

November 2017

Q1: Time spent in Bundaberg:

Answered: 70 Skipped: 0

ANSWER CHOICES	RESPONSES	
1-5 years	15.71%	11
6-15 years	18.57%	13
16 years or longer	40.00%	28
All my life	25.71%	18
TOTAL		70

Q2: Age: what is your age range?

Answered: 70 Skipped: 0

ANSWER CHOICES	RESPONSES	
Under 12 years old	0.00%	0
12-17 years old	1.43%	1
18-24 years old	7.14%	5
25-34 years old	7.14%	5
35-44 years old	21.43%	15
45-54 years old	24.29%	17
55-64 years old	24.29%	17
65 years or older	14.29%	10
TOTAL		70

Q5: How often do you visit the Bundaberg CBD?

Answered: 70 Skipped: 0

ANSWER CHOICES	RESPONSES	
Every day	32.86%	23
Several times a week	35.71%	25
Several times a month	20.00%	14
About once a month	7.14%	5
Less than once a month	2.86%	2
Rarely/Never (Please provide comment as to the reason why you do not use the CBD)	1.43%	1
TOTAL		70

Q6: Heritage theme seating

Answered: 70 Skipped: 0

ANSWER CHOICES	RESPONSES	
I would like it removed and replaced with a new range	14.29%	10
Retain as it is now	17.14%	12
Refurbished (repaired and updated)	50.00%	35
Reused elsewhere within Bundaberg	18.57%	13
TOTAL		70





Q9: Modern bins and recycling

Answered: 70 Skipped: 0

ANSWER CHOICES	RESPONSES	
I would like it removed and replaced with a new range	18.57%	13
Retain as is	40.00%	28
Refurbished (repaired and updated)	37.14%	26
Reused elsewhere within Bundaberg	4.29%	3
TOTAL		70






Q18: Which of the following represents tree characteristics would you like to see in the CBD?(Select up to 2 choices)

Answered: 70 Skipped: 0

ANSWER CHOICES	RESPONSES	
	82.86%	58
	48.57%	34
	24.29%	17
	27.14%	19
Total Respondents: 70		





Q20: Which of the following images represents the type of bench seating you would most like to see in CBD? (Select up to 2 choices)

Answered: 70 Skipped: 0

ANSWER CHOICES	RESPONSES
	5.71% 4
	70.00% 49
	50.00% 35
	4.29% 3
	41.43% 29
Total Respondents: 70	





Q21: Which of the following images represents the kind of lighting you would most like to see in the CBD? (Select up to 2 choices)

Answered: 70 Skipped: 0

ANSWER CHOICES	RESPONSES	
	18.57%	13
	41.43%	29
	47.14%	33
	81.43%	57
Total Respondents: 70		

Q22: Which of the following images best reflects the business signage you would like to see in the CBD? (Select up to 2 choices)

Answered: 70 Skipped: 0

ANSWER CHOICES	RESPONSES	
	32.86%	23
	65.71%	46
	40.00%	28
	30.00%	21
Total Respondents: 70		

Bundaberg CBD Revitalisation

Streetscape Furniture Look And Feel Survey

Key Learnings

These were key aspects of the survey only, if you would like to see the whole survey please contact the project team via the Engagement Hub.